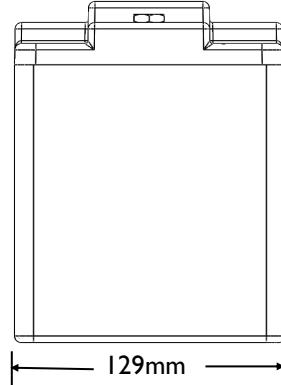
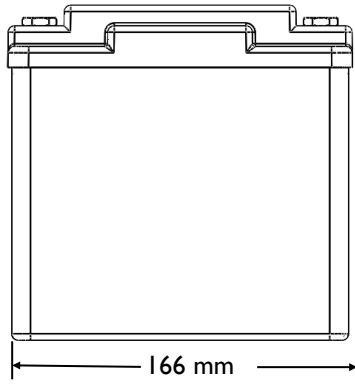
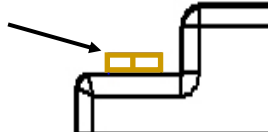




DIMENSIONS

Brass terminal: 14.3 mm wide, 4mm high

Screws: M6 (with lock washer and washer; works with 8mm ring lug)



Lightweight LiFePO4 battery with exclusive over discharge protection, over charge protection, short circuit protection, excessive cranking protection and built in cell balancing technology. All of these features are redundant with an LED battery fault light indicator. Designed for turbine engines up to 900hp and piston engines up to 550ci.



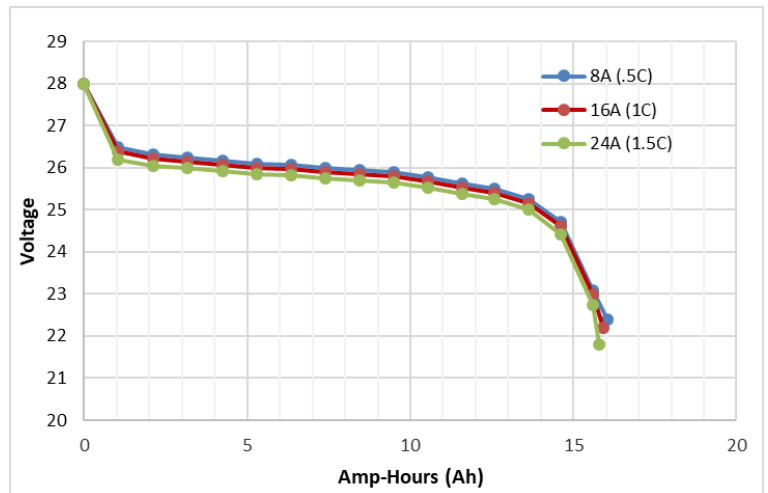
SPECIFICATIONS

Specifications

Voltage	26.4 V
Capacity	15.6Ah (See charts)
Capacity vs Temperature	25 °C = 100% 0°C = 97% -30°C = 95%
Self-Discharge Rate	< 2% / month @ 25 °C
Pulse Crank Amps (PCA)	840A (3 sec @ 25 °C, voltage >9V)
Cold Crank Amps (CCA)	400A (modified SAE test, 3 sec @ 0°F, volts >7.2V)
Continuous Discharge Amps	150A
Standard Charge Voltage	27.8 - 29.2V
Maximum Charge Voltage	29.4V
Recommended Charge Amps	1 - 20A
Max Charge Amps	80A (@29V from charging system); 150A (@28.2V from charging system)
Life (Charge cycles, 80% depth of discharge)	4000 cycles @ 1C discharge rate, 25°C 2000 cycles @ 10C discharge rate, 25°C
Life (Years)	Up to 6 Years
Weight	8.9lb. (4.0Kg)
Dimensions	6.5 in (L) x 5.1 in (W) x 6.6 in (H); 166mm(L) x 129mm (W) x 168mm (H)
Environmental Rating (resistance to water intrusion)	IP 66 (wash down with a high pressure washer)
Operating Temperature	-30 °C to +60 °C
Storage Temperature	-40 °C to +70 °C

Discharge Characteristics

Discharge Ah (multiple discharge rates)



Discharge Minutes (multiple discharge rates)

